



January 30th, 2020

Dear investors,

Although the calendar year is not always the most appropriate time-interval to reflect on performance cycles or investment opportunities, when working in the asset management industry, we are used to treating the “end of December” as a reset for the New Year, like starting from a “blank page”. At Chenavari, we use this time to collectively and individually review our objectives, with a view to achieving excellence in what we do in the new year ahead.

Our ambition remains to make Chenavari the preferred choice for investors across the liquidity spectrum in the broad European credit space, including long/short corporate and financials, ABS and CLOs, specialty finance and private credit. We continue to invest in technology and enhance our investment and other processes, as well as striving to make Chenavari an exciting and diverse place to work to retain and attract the best talents in our industry. In 2019, we continued to strengthen Chenavari’s operational platform, with the full implementation of Clark – a new real time proprietary risk system, and further developed institutional investment solutions focused on alpha generation in European credit markets.

Looking across our industry, there was a notable amount of developments last year, with a number of high-profile fund managers deciding to retrench (e.g. Blue Mountain, Moore Capital). Others closed (e.g. Arrowgrass) or were affected by reputational issues, sometimes triggered by apparent liquidity mismatches.

2019 was not a very discriminating year in terms of long-only performance, as most of the asset classes delivered positive-to-strong returns. At the beginning of 2020, while liquidity is still abundant, we think that the forthcoming quarters will show greater dispersion of returns and active management will become even more important.

We are convinced that **European markets continue to offer both significant pockets of fundamental value** (across European CLOs, Greece & Ireland in the recovery phase, select segments in the UK Real Estate post Brexit) **and investment opportunities, driven by long-term drivers** such as bank regulatory capital constraints or persistent and accommodative European monetary environment.

Given where we are in the credit cycle, **after a fairly benign year** (almost eventless if we put aside the noise of populist politicians), **we believe it is essential to remain focused on our core investment principles:**



- **Fundamentals and tangible collateral matter a great deal:** as credit investors seeking alpha, and/or in some cases smart beta, we are highly selective when assessing investment opportunities across different segments.
 - In *Tradable Credit*, we view some mezzanine European CLOs, select AT1s in European Financials and shorter-maturity corporate trades as providing potential trading opportunities in early 2020.
 - In *Private Credit*, we think performing bank loan acquisitions and Specialty Finance are the themes that offer attractive relative value. Most of these asset-backed transactions are typically self-amortising or structured with short duration. These characteristics are essential and much more resilient than traditional EV-based direct lending, especially in a downturn.

- **Market “technicals”** (e.g. supply/demand imbalance, investment sizing, liquidity mismatch, complexity) **are both pitfalls and possible sources of alpha**, as differentiated value can be sought in sometimes more 'complex' securities or credit origination situations, in contrast to the limited value currently available to traditional credit investors. We believe being nimble is equally important in both evaluating an investment and managing risks as opportunities in one segment rarely last in perpetuity. This nimble relative value approach has consistently earned Chenavari within the top 5 positions in the ranking of European managers by Citibank’s periodic CLO Scorecard by annualised Price-Adjusted Par Build since first payment date¹.

- **Long-term drivers** act as a source of uncorrelated alpha, such as opportunities deriving from bank deleveraging, change in bank regulations, and central bank distortions. Retreat of traditional lenders and market-makers is now highly noticeable in several market segments including trade finance, real asset finance and consumer finance.

In 2020, we will increasingly pursue relative value **long/short strategies in our most liquid funds**, seeking to take advantage of dispersion and volatility, particularly in corporate credit. **In funds with a longer liquidity profile, we will combine long positions on “strong fundamentals” assets while seeking decorrelated alpha in short-term Specialty Finance loans**, such as trade finance and short-term real asset bridge finance. Finally, **our close-ended funds will benefit from their longer time horizon to pursue private credit strategies focused on highly collateralised lending** (specialty corporate loans with tangible collateral assigned to the benefit of our funds, real asset-backed loans) **and on granular loan pools** (e.g. residential mortgage loans, consumer loans). The latter will focus on market segments exhibiting strong collateral risk-adjusted performance, where we would be able to sustain a deterioration of market environment and where we would also possibly benefit from a very valuable source of uncorrelated alpha, with the ability to “transform/securitise” whole loan pools into ABS securities. Our investment team’s breadth of expertise across the liquidity spectrum

in the European markets allows us to gain greater depth of understanding of these opportunities and value drivers.

Last, but not least: as Australia bushfires rage on and environmental activists increasingly gain prominence and audience, we are relieved to note that the world has finally woken up to the urgent issue of climate change. At Chenavari, we are taking incremental steps towards different aspects of ESG: our first ESG policy was introduced in late 2017; our internal environmental policy was introduced in the summer of 2019; and TCLO 6, our first CLO vehicle implementing ESG parameters, was priced in July 2019 (Chenavari is one of the early adopters of ESG investment criteria into the CLO prospectus). We are extremely excited by the collaborative efforts we have been witnessing in our industry and believe such cooperation is the way forward.

As ever, we thank you for your continued trust in Chenavari and we remain committed to earn the confidence you have placed in us by managing your assets with our intense focus on relative value, risks and downside. On behalf of Chenavari, we once again wish you a healthy, happy and successful 2020 and look forward to the opportunity to working with you over the next decade.

With our very best regards,

A handwritten signature in black ink, appearing to read 'Loïc Féry', with a stylized flourish at the end.

Loïc Féry, CEO & Co-CIO

A handwritten signature in black ink, appearing to read 'Frédéric Couderc', with a stylized flourish at the end.

Frédéric Couderc, Co-CIO

Should you wish to arrange a follow-up discussion, please do not hesitate to contact us:

+44 207 259 3600

ir@chenavari.com

NB: See next pages for our detailed Perspectives

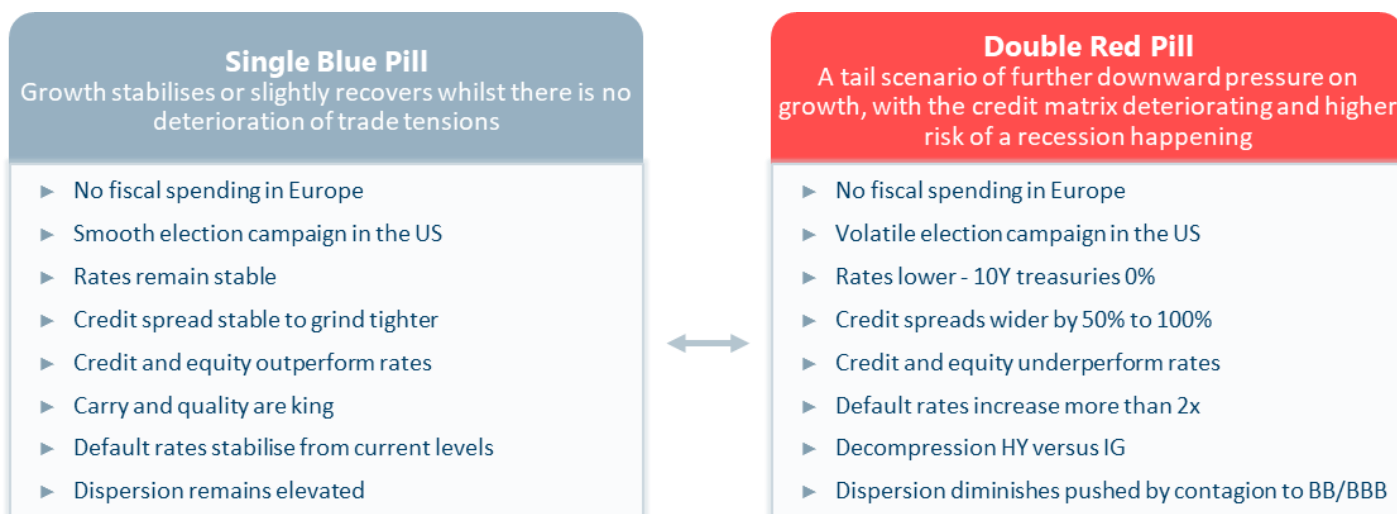
Perspectives

2019 ended on a positive tone, with reduced tail risks on both the geopolitical and macro fronts. Firstly, the expected implementation of the Phase One deal between the U.S. and China has removed near-term downside risk from further escalation on tariffs, while the victory of the Conservative Party in the UK also somewhat reduced near-term uncertainty. Secondly, global recession fears have abated as the global economic outlook has brightened, with the continued improvement of the PMIs, especially in EM economies, which are more exposed to trade. While early indicators are pointing to a stabilisation and modest rebound in growth in the coming quarters, the outlook remains fragile and dependent on late cycle dynamics and various macro and long-term risks. Growth in the Eurozone is forecasted at 1.1% for 2020², while the ECB is highly likely to keep rates unchanged at -0.5% and continues its asset purchase program throughout 2020. The U.S. Federal Reserve should also keep rates on hold throughout the year, as inflationary pressures are likely to remain muted. Such a benign macro backdrop with stabilising GDP growth should support credit spreads, as credit fundamentals are likely to improve, especially in cyclical credits, which should benefit the most from a trade war de-escalation and recovery in manufacturing.

Nevertheless, 2020 will continue to be another year very much intertwined with geopolitical events, with the U.S. presidential election in November (and the key primaries and caucuses) and the U.K. Prime Minister implementing Brexit by 31 December 2020. Some new leaders will be formally tested for their abilities, not least the new president of the European Central Bank, Christine Lagarde, the new European Commission president, Ursula von der Leyen, and the new Governor of the Bank of England, Andrew Bailey. Any of the known and unknown geopolitical and other events, such as a volatile U.S. election campaign, further deterioration of the Iran situation or the coronavirus outbreak, could tip the markets into our tail “Double Red Pill” scenario, deteriorating the credit matrix with higher risk of a recession happening.

From Single Blue Pill to Double Red Pill

As the market rally in 2019 and early 2020 continued to reduce the available market beta significantly and valuations remain expensive for most assets, weak market technicals such as poor liquidity and unsuitable investment vehicles with asset/liability imbalances (e.g. ETFs) remain a concern in Tradable markets. In the Private Credit market, jumbo size funds in excess of €5bn and direct lending dry powder of \$111.6bn³ meant some market segments could become quite crowded.



Tradable Credit

Strategy Overview



Within **European ABS/CLOs**, the market in 2019 was characterised by a gradual widening amidst a lack of volatility. We observed an increasing dispersion, especially on the junior tranches, while spreads across the whole capital structure decompressed⁴, making CLO arbitrage unattractive at the weighted average cost of debt of c. 200bps (at c. 185bps at the time of writing). Despite such widening, European CLOs had a record issuance of over 70 transactions reaching c. €30bn (+10% year-on-year). Heading into early part of 2020, we believe junior mezzanine debt should offer the best risk-adjusted value, after having experienced significant widening in 2019 and potentially benefitting from technical tailwinds as the unattractive CLO arbitrage, and limited loans supply should weigh on new CLO formation. From a fundamental perspective, European CLOs compare favourably to U.S. CLOs.

In the **Corporate High Yield** market, single name dispersion became prevalent in 2019, especially within the higher beta B rated segment, and we observed large recorded price moves in response to corporate events and idiosyncratic developments with a large number of issuers trading in a 10 or even 20 points range. Although market sentiment has turned to become “Fear of Missing Out”, large price moves on weak fundamentals credit continue. We believe deep dive fundamental research, coupled with agnostic long/short trading of corporate credit, should continue to generate significant alpha for investors in 2020.

Within **European Financials**, we believe there continues to be attractive relative value investment opportunities across the different parts of the capital structure, between issuers, both on the long and short side. This would nonetheless require expertise and focus on understanding the complex and changing regulations and technical events which are driving alpha generation. We continue to favour AT1s given the strong fundamentals of European banks, having increased CET1 capital by more than 50% since 2011⁵ at an average CET1 ratio of 14%⁶. The tightening in AT1s observed in 2019 has been accelerated and is still supported by large inflows in financial funds in the last four months of the year (of €3bn)⁷. The asset class remains attractive considering its low volatility amongst the investable universe and yield pickup relative to high yield corporates:



Chart 1: Current Yield vs 1Y Volatility⁸

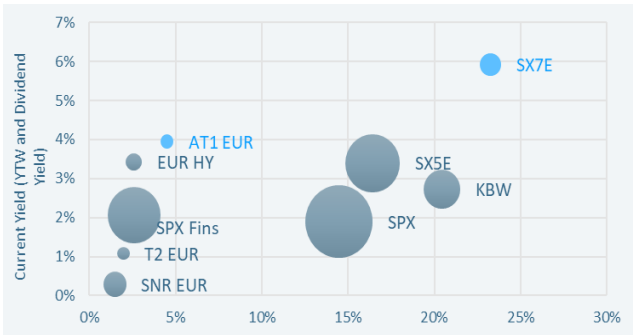
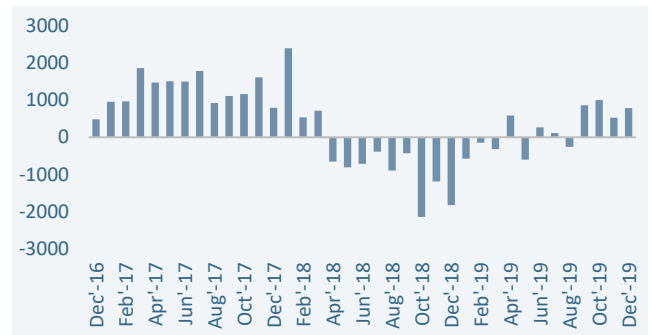


Chart 2: European Financials Funds Flows (€m)⁷



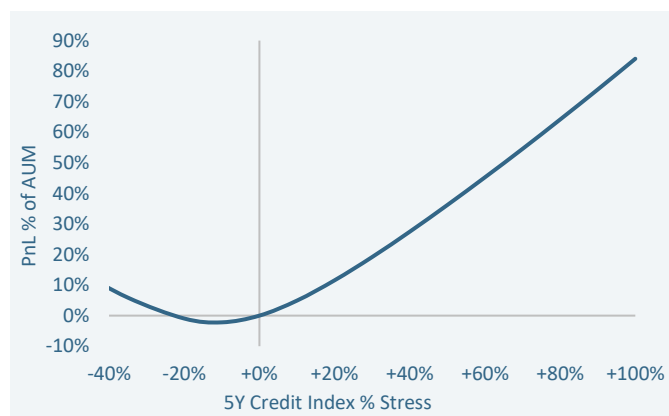
On the technical front, AT1 & T2 valuations should be supported by modest issuance needs in 2020 which is expected to be roughly similar to the past year⁹. Further supply of AT1 and T2 could arise if the ECB were to follow the lead of the UK regulators by allowing a mix of CET1, AT1 and T2 to comply with Pillar 2 requirement¹⁰. Regulation could provide catalysts for AT1s, with the probable release of the draft CRR3 in the second quarter of the year that could include an increase in the trigger requirement.¹¹

Within **Convexity**, after a sharp decline of implied correlation at the end of 2018, we were able to capture some cheap sources of convexity through credit index tranche trading. Potential value is observed on positions with shorter maturities, where implied correlation and dispersions within the granular portfolios of credit indices remain relatively low. Further, there has been no credit default within the first 3 years of the indices in the last 10 years. We view this as an investment providing attractive risk-adjusted return or as an efficient hedge for tail scenarios.

As we started the year with tight spreads, low rates and persistent single name dispersion, potential alpha opportunities abound for disciplined fundamental long/short players. Coupled with positive convexity and laser focus on liquidity, this should provide investors with much-needed protection against surprises which cannot be ignored.

Our dedicated Liquid Alts team are active in the most liquid part of the credit spectrum (mainly corporate and financials), aiming at generating alpha, and/or in some cases smart beta, both on the long and short side, whilst ensuring that performance is protected should market conditions turn. Our other funds and mandates have been set up to capture the best ideas across the whole Tradable Credit spectrum, allowing the team to dynamically adjust the focus depending on where we see relative value. Since 2015, Chenavari has also implemented a short bias strategy to manage tail scenario for our clients.

Chart 3: Short Bias Strategy's Stress Scenario Profile¹²

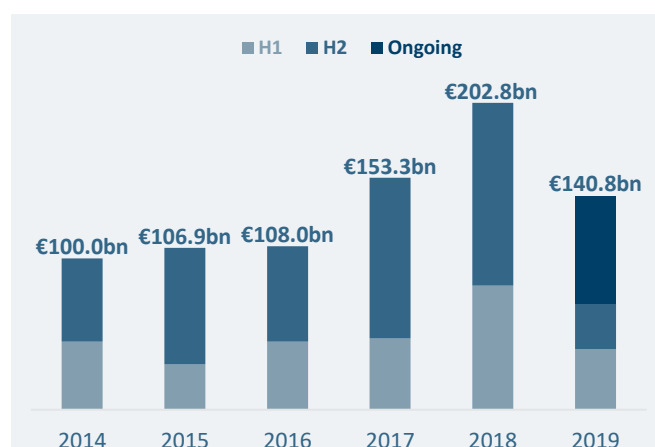


Private Credit – Continued Focus on Specialty Finance

Throughout 2019, multiple long-term factors driving investment opportunities in Private Credit continued to be at play. With less than two years before the finalisation of Basel III reforms taking effect in early 2022, regulatory adoption of several core Basel III elements such as the leverage ratio and the Net Stable Funding Ratio (NSFR) have yet to be adopted by all jurisdictions¹³. We view the acquisition of portfolios of revolving credit bank facilities as attractive investments in 2020, as they tend to be uneconomical for banks from a commercial standpoint. In addition, Basel III requires banks to apply a multiplier to the Asset Value Correlation (AVC) for exposures to large regulated financial institutions and unregulated financial institutions. As a result, they hold more capital against these exposures than under earlier rules. For trade finance, this is significant because many Letters of Credit result in bank-to-bank exposures and so will attract relatively more capital. These are just a few examples which require specialist teams to understand, capture, price and structure potential niche investment opportunities driven by evolving and complex regulations driving the behaviour of European banks.

In European loan portfolio sales, after a record of more than €200bn in 2018, 2019 is forecast to finish the year at €140bn. 2020 is anticipated to continue at a similar pace as banks are under pressure to work through the last stages of Basel III implementation as well as further regulatory and other requirements.

Chart 4: European Loan Portfolio Market Activity, by year¹⁴



With the reduction of NPLs from €1tn in 2014 to €587bn in March 2019¹⁴, we expect 2020 to be a year marked by a more diversified mix of loan portfolio sales. Our investment team continues to favour performing loan portfolios as the acquisition of a set of contractual cash flows “fit” for financing and, eventually, for a return to the banking system. Throughout 2019, the team successfully completed several securitisations, including those of personal loans and salary-backed loans for an aggregated amount of c. €500m, achieving the first of its kind in many respects. The former transaction was the first Italian ABS deal where the full capital structure was placed in the market since the crisis and offering an excess spread-backed note, both of which were well received by investors. For the second transaction, thanks to the high quality of the underlying collateral, 99% of the capital structure was rated investment grade. These transactions showcased the team’s ability to analyse data in a forensic manner, leverage on its structuring expertise, and achieving attractive financing in the capital markets.

2019 was also marked by the launch of jumbo size funds¹⁵. Direct lending funds accounted for the largest portion (35%) at \$263bn as of December 2018 and 90% of all capital raised in Q3 2019 for a total of \$20bn¹⁶. At Chenavari, we have long been concerned about the increase of dry powder and the incredible growth of supply in the “EBITDA-secured” mid-market lending, which in our opinion no longer offers value due to weakening credit fundamentals, increasing leverage metrics, weaker covenants, as well as tighter spreads on these loans.

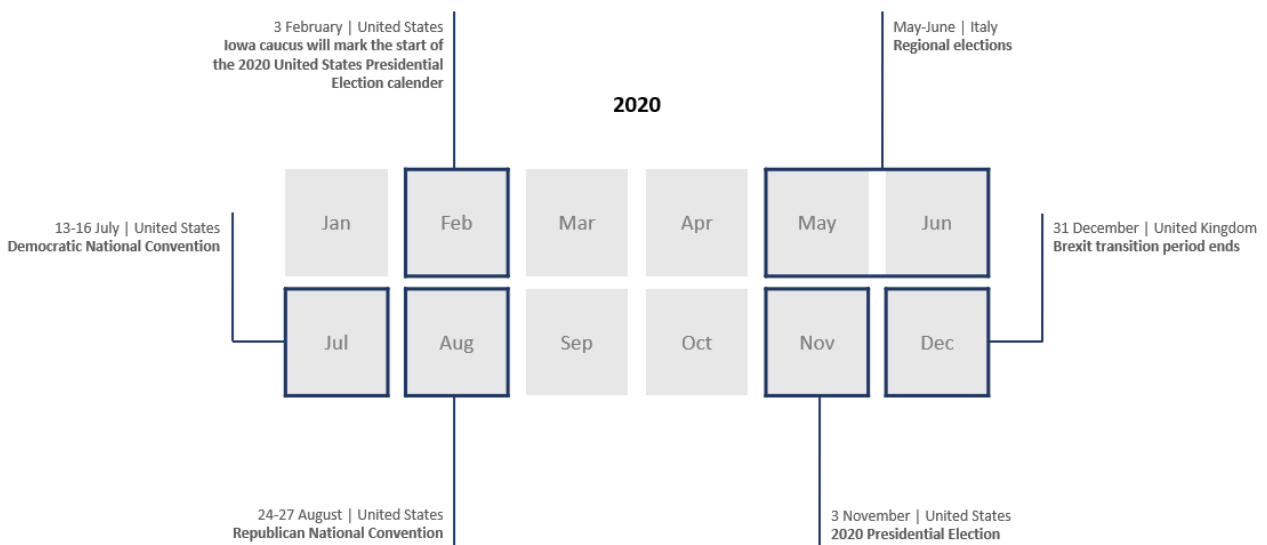
As European banks are poised to accelerate their deleveraging process, whether through loan sales or exiting/reducing capital intensive businesses such as consumer loans or credit cards, and with more than \$110bn of dry powder to be deployed in direct lending, we believe **our focus on European Specialty Finance¹⁷ segments remains very attractive.**

Specialty Finance tends to be operationally more intensive, thus creating **higher barriers to entry.** Unlike the U.S., European Specialty Finance was once a highly profitable activity within European banks and has become a "de facto orphan business". We believe our ability to originate through our long-established specialty finance origination partners, mostly carved-outs from the banks, have allowed the team to originate better quality loans.

2019 was a milestone year for Greece: for the first time in nine years, Greece priced its 10-year government bonds to yield 3.9% in March and has since tightened to 1.4% as of 31 December 2019¹⁸. Greek Real Estate prices recovered by 9.5% since Q1 2019¹⁹ and the New Democracy (centre-right) party won an absolute majority in the general elections in 2019 with a mandate to foster private investment and attract foreign capital within 18 months. We believe Greece’s macro environment will continue to be constructive and compares well in terms of relative value to the other European countries. We will continue to focus on **Greek recovery investment opportunities** such as those allowing for attractive entry points (e.g. Real Estate) or loan origination backed by conservative collateral valuations.

In the UK, the result of the general election in December removed a significant amount of uncertainty, with the Conservative party winning with the largest margin since Margaret Thatcher’s 1987 triumph. Markets breathed a sigh of relief as the path to the UK’s departure from the EU became a lot clearer, although there still remains a significant number of unresolved details, not least, the actual timing of departure. Investment opportunities around core Real Estate target sectors could offer attractive relative value compared to Europe, and we have already seen an increase in activity including an investment in the £1.25bn Whiteleys redevelopment in West London by Chinese investor CC Land²⁰. For sectors such as London Offices and UK Private Rental Sector/Student, supply demand dynamics remain attractive. Given continued low interest rates, the depreciation of Sterling and tightening capitalisation rates on the continent, this makes the UK, and particularly London, attractive to overseas investor²¹ and there is no sign of such capital flows abating. We expect a pickup of investment activities in the real estate sector in 2020.

Key Market Events for the Rest of 2020





1 Citi EUR CLO Scorecard, April and November 2019

2 ECB, as of 12 December 2019

3 Preqin, Quarterly Update: Private Debt Q3 2019

4 Chenavari team observed that generic spreads on BBB, BB and B ended up 25bps, 100bps and 125bps wider while AAA closed 2019 10bps tighter

5 Basel III Monitoring Report, October 2019

6 ECB, Supervisory Banking Statistics, Third Quarter 2019

7 Chenavari and Bloomberg, as of 31 December 2019

8 Chenavari and Bloomberg

9 Chenavari, at c. €20bn T2 and €35bn AT1

10 Pursuant to article 104a of CRD5

11 This scenario would likely lead to a grandfathering of low-trigger AT1s (especially 5.125%) and therefore a greater probability of call at first call date on such capital instruments

12 Chenavari, as of 24 January 2020. The results shown represent estimated gross performance of the Short Bias Strategy under the market conditions stated in the chart above. For example, +10% means the current 5Y credit index level increased by 10% and other market data components are moving in line with historical assumptions

Estimates are based on the market conditions at the time of modelling and are therefore, subject to change. Stress Tests present a set of hypothetical scenarios that assume changes for one or more market variable in order to assess the effect on the portfolio. Chenavari has made assumptions that it deems reasonable and uses the best information available to calculate the stress test estimates. If a different set of assumptions were used in this calculation, there could be a material difference in the calculated estimates

13 For example, all 24 FSB jurisdictions have the core elements of the Basel III risk-based capital and liquidity (Liquidity Coverage Ratio (LCR)) rules in force. Source: Implementation and Effects of the G20 Financial Regulatory Reforms: Fifth Annual Report, FSB

14 Deloitte, Deleveraging Europe, October 2019

15 Financial Times, Alcentra and BlueBay raise jumbo-sized 'direct lending' funds, 21 July 2019

16 Preqin, Quarterly Update: Private Debt Q3 2019

17 Specialty Finance includes real-assets finance, consumer finance and collateralised corporate financing, such as receivables finance, trade finance and more generally corporate financing secured by assets (and not just corporate EV).

18 Bloomberg, as of 31 December 2019

19 Bank of Greece, as of 31 July 2019

20 Financial Times, CC Land and Meyer Bergman invest in £1.25bn London property, 20 December 2019

21 The first 3 quarters of 2019 saw an increase in purchases of UK assets by U.S. and Middle East investors of 56% and 15%, respectively

Disclaimer

This material is not for distribution to retail clients and is directed exclusively to Chenavari Investment Managers' Professional Clients and Eligible Counterparties, as defined in the Markets in Financial Instruments Directive (2004/39/ EC) Article 4(1) (12); investors who are U.S. Persons and Accredited Investors within the meaning of Regulation D under the U.S. Securities Act of 1933, as amended, or Qualified Purchasers within the meaning of Section 3(C)(7) of the U.S. Investment Company Act of 1940, as amended. Chenavari Investment Managers is the trading name of Chenavari Credit Partners LLP ("CCP") and Chenavari Investment Managers (Luxembourg) S.à.r.l is the AIFM ("CIM Lux" and together with CCP, "Chenavari"). The information contained herein is confidential information supplied at the sole request of the recipient. By accepting this information, the recipient agrees that it will not divulge any such information to any other party. Any reproduction of this information, in whole or in part, is prohibited. The distribution of this document in certain jurisdictions may be restricted by law; therefore, people into whose possession this document comes should inform themselves about and observe any such restrictions. It does not take into account the particular investment objectives, financial situation, risk appetite, tax status or needs of individual clients. Chenavari disclaims any and all liability relating to a decision based on or for reliance on this document.

This document has been prepared for general information purposes only and has not been delivered for registration in any jurisdiction, nor has its content been reviewed by any regulatory authority in any jurisdiction. The information contained herein does not constitute: (i) a binding legal agreement; (ii) legal, regulatory, tax, accounting or other advice; (iii) an offer, recommendation or solicitation to buy or sell shares in any fund or any security, commodity, financial instrument or derivative linked to, or otherwise included in, a portfolio managed or advised by Chenavari; or (iv) an offer to enter into any other transaction whatsoever. This document does not constitute due diligence reporting and Chenavari bears no responsibility for your investment research and/or investment decisions, nor will Chenavari be liable of any decision made or actions taken by you or others based on the contents of this document and neither Chenavari nor any of its directors, officers, employees or representatives accept any liability whatsoever for any loss or damage of any kind and howsoever arising.

The information, estimates, forecasts or opinions supplied by Chenavari in this document are supplied for your private use and information, and for discussion purposes only and do not constitute and may not be used for the purposes of, an offer to sell or the solicitation of an offer to buy nor shall there be any sale of units or shares issued by a fund managed or promoted by Chenavari or its affiliates in any jurisdiction in which such offer, solicitation or sale would be unlawful. The units or shares issued by a fund managed or promoted by Chenavari are offered or otherwise made available only in accordance with available, applicable private placement or offering rules. The information supplied by Chenavari or its affiliates and contained herein shall not be deemed to constitute investment advice and should not be relied upon as the basis for a decision to enter into a transaction or as the basis for an investment in units or shares issued by a fund managed or promoted by Chenavari or its affiliates as an investment in funds units of these funds may not be suitable or lawful for all investors.

Prospective investors should: (i) consult their financial, accounting, tax and legal advisors prior to any investment in units or shares issued by a fund managed or promoted by Chenavari; and (ii) inform themselves as to (a) the appropriateness of said investment in units or shares, (b) the legal requirements within their own jurisdictions for the purchase or holding of said investment, (c) any foreign exchange restrictions which may affect them, and (d) the income and other tax consequences which may apply in their own jurisdictions relevant to the purchase, holding or disposal of units or shares of the relevant fund or investment vehicle.

Chenavari makes no representation or warranty, express or implied, as to, or assumes any liability responsibility for, the accuracy, reliability or completeness of any information, so obtained and supplied, or any information, estimates, forecasts or opinions prepared on the basis of such information. Furthermore, Chenavari shall not be under any obligation or assume any liability towards any person to update or correct any inaccuracy or incompleteness of the information, estimates, forecasts or opinions prepared on the basis of such information. Chenavari shall not be in any way responsible, or assume any liability for, any act or omission made by any person in reliance on this document or any information contained herein. This document shall not in any event be deemed to be complete and exhaustive information on the subjects covered. Chenavari makes no representations and/or warrants that contained in this document is either up to date and/or accurate and expressly disclaims all liability for errors and/or omissions. The information contained in the document is not related to any particular investment objective, financial position or specific interest of any recipient and is not intended to be relied upon or used by any counterparty, investor or other party.

Where indicated, the information sourced relating to Chenavari or its affiliates has been provided for information or illustration purpose only, and Chenavari nor its affiliates shall not be held responsible for the content of such information. Although some information has been provided by Chenavari, the information is based on information furnished by third parties, the accuracy and completeness of which has not been verified by Chenavari or any other person.

These materials may also contain historical market data; however, historical market trends are not reliable indicators of future market behaviour. Any historical investment results of any person or entity described in this material are not indicative of the future investment results. Such results are intended only to give potential investors information concerning the general experience of the relevant person or entity is not intended as a representation or warranty by Chenavari, or any other person or entity as to the actual composition of or performance of any future investments.

This document contains information about Chenavari, certain of its respective personnel and affiliates and the historical performance information of investment vehicles whose portfolios are managed by Chenavari. Such information has been included to provide prospective investors with information as to Chenavari's general portfolio management experience. Prospective investors should not view the past performance of Chenavari as indicative of the future results. Chenavari makes no representation or warranty, express or implied, as to the fairness, accuracy or completeness of the information contained herein and nothing contained herein shall be relied upon as a promise or representation as to past or future performance of any structure managed by Chenavari or its affiliates from time to time.

Chenavari and/or its affiliates may receive or pay fees or rebates, in compliance with the Markets in Financial Instruments Directive, as implemented in each state of the European Economic Area. The offer, purchase or sale of units in any fund managed by Chenavari or its affiliates is accepted only from eligible investors on the basis of the current prospectus and subscription document for the relevant fund. The fund interests or securities referred to herein have not been, nor will they be, registered or qualified under the U.S. Securities Act of 1933, as amended (the "U.S. Securities Act") or any applicable securities laws of any state or other political sub divisions of the United States, and may not be offered, sold, transferred or delivered, directly or indirectly, in the United States or to, or for the account or benefit of, any U.S. Person, except pursuant to an exemption from, or in a transaction not subject to the requirements of, the U.S. Securities Act and any applicable U.S. state securities laws. The Fund has not registered and does not intend to register under the U.S. Investment Company Act of 1940, as amended (the "Investment Company Act") in reliance on the exemption from such registration pursuant to Section 3(c)(7) thereunder and certain interpretations of Section 7(d) of the Investment Company Act by the staff of the U.S. Securities and Exchange Commission. Accordingly, the Interests are being offered and sold only: (i) outside the United States to persons other than U.S. Persons in offshore transactions that meet the requirements of Regulation S under the U.S. Securities Act; or (ii) to U.S. Persons who are (a) "accredited investors" as defined in Rule 501 of Regulation D promulgated under the U.S. Securities Act and (b) "qualified purchasers" within the meaning of Section 2(a)(51) of the Investment Company Act. Except as otherwise disclosed in a fund's prospectus, its interests have not been registered for distribution in any other jurisdiction.

In Switzerland, the Fund is considered foreign investment schemes pursuant to Art. 119 of the Swiss Federal Collective Investment Schemes Act (CISA). No application has been submitted to the Federal Financial Market Supervisory Authority (FINMA) to obtain approval within the meaning of Art. 120 CISA to offer or distribute the investment in or from Switzerland to "Non-Qualified Investors", and no other steps have been taken in this direction. Consequently, investors do not benefit from the specific investor protection and/or FINMA supervision pursuant to the CISA and its implementing ordinances.

Any offer or sale must therefore be in strict compliance with Swiss law, and in particular with the provisions of the Collective Investment Schemes Act and its implementing ordinances, and FINMA circular 2013/9 on distribution of collective investment schemes. No person or entity is authorized to offer or sell the Shares or distribute any Fund Documentation, including the Prospectus, the Articles of Incorporation and annual reports issued by the Fund from time to time or promotional material pertaining to the Fund in or from Switzerland other than to "Qualified Investors", as defined in Article 10 of the CISA and Articles 6 and 6a of the CISO and any circulars issued by FINMA.

The investment vehicles have appointed as Swiss Representative Oligo Swiss Fund Services SA, Av. Villamont 17, 1005 Lausanne, Switzerland, Tel: +41 21 311 17 77, email: The Fund's paying agent is Banque Cantonale de Genève. Any Fund Documentation may be obtained free of charge from the Swiss Representative in Lausanne. In respect of the shares or units distributed in or from Switzerland, the place of performance and jurisdiction is at the registered office of the Swiss Representative.

This document has been prepared, issued and approved by Chenavari, registered in England and Wales Companies House No. OC337434, with its principal place of business at 80 Victoria Street, London, SW1E 5JL. Chenavari is authorised and regulated by the Financial Conduct Authority under the number 484392, the Commodities and Futures Trading Commission (No. 0426351), and registered with the Securities Exchange Commission (No. 801-72662).

CIM Lux is authorised and regulated by the Luxembourg Commission de Surveillance du Secteur Financier. Copyright in this document belongs to Chenavari and all other intellectual property rights are reserved.